



Kentucky High School Athletic Association

2280 Executive Drive ° Lexington, KY 40505 ° www.khsaa.org ° (859)299-5472 (859)293-5999 (fax)

MEMORANDUM

To: Superintendent, Principal, and Athletic Director
Webster County High School

From: Brigid L. DeVries, Commissioner
Larry Boucher, Assistant Commissioner *LB*


Date: July 27, 2006

Subject: 2005-2006 Title IX Annual Report Forms Submission

Enclosed please find a copy of Form T-65, the 2005-2006 KHSAA Title IX Annual Report Submission Status Report. In addition, you may find an attachment with corrected copies of the forms submitted by your school personnel. Please review this information so the forms can be completed accurately in the future.

Also, KHSAA Audit Team Members may have requested resubmission of some of the 2005-2006 Annual Report Forms or need additional information on your athletic programs. Please submit this information by the date requested if this is applicable. Copies and all KHSAA Title IX documents must be kept current and included in your permanent Title IX File at the school. All documents are subject to Open Records Requests.

Should you need any further information, please do not hesitate to call anytime.



**KHSAA TITLE IX
ANNUAL REPORT SUBMISSION
STATUS REPORT
2005-2006**

*KHSAA Form T65
Revised 8/05*

TO: KHSAA Member School Superintendents, Principals, and Athletic Directors

FROM: Brigid L. DeVries, Commissioner
Larry Boucher, Assistant Commissioner

DATE: 7/26/2006

School	Webster County	Reviewed by	Phyllis Catlett
--------	----------------	-------------	-----------------

The following is a status report regarding the required 2005 - 2006 Title IX Annual Report submission of forms due into the KHSAA office by April 15, 2006. Appropriate KHSAA Audit Team personnel have reviewed these forms and the following is a summary of this review.

I. Checklist of Forms properly submitted in a satisfactory manner:

<input checked="" type="checkbox"/>	GE 19 (Annual Verification)	<input checked="" type="checkbox"/>	T-35 (Budget Expenses)
<input checked="" type="checkbox"/>	T-1 (Summary Program Chart 1)	<input checked="" type="checkbox"/>	T-36 (Budget Expenses)
<input checked="" type="checkbox"/>	T-2 (Summary Program Chart 2)	<input checked="" type="checkbox"/>	T-41 (Checklist – Overall Interscholastic Program)
<input checked="" type="checkbox"/>	T-3 (Summary Program Chart 3)	<input checked="" type="checkbox"/>	T-60 (Corrective Action Plan)
<input checked="" type="checkbox"/>	T-4 (Summary Program Chart 4)	<input checked="" type="checkbox"/>	T-63 (Interscholastic Survey Results)

II. Status

A.	<input checked="" type="checkbox"/>	2005 – 2006 Forms are satisfactory and no further information or action is necessary at this time.
B.		Errors have been noted with respect to the following forms:
C.		The following forms were omitted and must be submitted by school representatives:
D.	<input checked="" type="checkbox"/>	Other Recommendation and Comments: Good report, good luck on getting your volleyball program started. Have a great summer.



**2005-2006 KENTUCKY HIGH SCHOOL ATHLETIC ASSOCIATION
ANNUAL VERIFICATION OF TITLE IX PROCEDURES
(To be submitted by April 15, 2006 along with other required forms)**

KHSAA
Form GE19
Rev. 9/05

The Webster County High School, Dixon, Kentucky
(Name of High School) (City)

certifies to the Kentucky High School Athletic Association that the following is an accurate and true representation of the facts surrounding compliance with 20 U.S.C. Sections 1681-1688, et. Seq. (also known as Title IX)

I certify the following provisions in accordance with records at the school contained in the permanent Title IX file, and to the best of my knowledge have completed the following tasks (All boxes must be checked).

Established a gender equity committee at the high school. (list committee personnel and provide attachment if necessary)

Name	Address	Phone	Title
R. Yarbrough	28 State Route 1340	2706395083	Assist. Superintendent
D. Rupsch	1922 Hwy 41A S	2706390155	Dir. Academics & Athletics
C. Sholar	1922 Hwy 41A S	2706395092	Principal
T. Marshall	"	"	Assist. Principal
C. Collins	"	"	Guidance Counselor
W. Hart	"	"	Teacher/BB Coach
A. Vaughn	"	"	Teacher/GB Coach
N. Eagles	"	"	Student
B. Ray	"	"	Student
L. Rollins	"	"	Student

Scheduled a minimum of three meetings during the 2005-2006 school year on the following dates:

September 22, 2005	January 25, 2006
November 18, 2005	March 29, 2006

Designated the following person(s) as the Title IX coordinator for the school:

David Rupsch	Dir. Acad. & Ath.	1922 Hwy 41A S	270-639-0155
Name	Title	Address	Phone

Designated the following person(s) as the Title IX coordinator for the district:

Rachel Yarbrough	Assist. Superintendent	28 State Route 1340	270-639-5083
Name	Title	Address	Phone

School personnel are continuing to make periodic reviews of the boys' and girls' athletics program reflected in the Corrective Action Plan.

In addition to the above information, the above referenced school maintains a complete permanent file relative to Title IX records including copies of the self-assessment audit, all corrective action plans, and other related materials.

C. Sholar
Principal's Signature

April 13 2006
Date

[Signature]
Superintendent Signature

James A. Nance
School Board Chairpersons' Signature

2005-2006
ACCOMMODATION OF INTERESTS AND ABILITIES
SUMMARY PROGRAM CHART 1

KHSAA
 Form T1
 Rev. 9/05

Participation Opportunities Test One

		(Column 1)	(Column 2)	(Column 3)	(Column 4)
	Program	Enrollment	Percentage of Total Enrollment	Number of Interscholastic Participants (double and triple count)	Percentage of Total Participation
Row 1	GIRLS	294	51%	132	45.2%
Row 2	BOYS	278	49%	160	54.8%
Row 3	Totals	572	100%	292	100%

Instructions:

*Number of 8th grade students & below used in Column 3 and Column 4 calculations if applicable: 27

- Determine the total number of girls enrolled, (place in Row 1, Column 1). Determine the total number of boys enrolled, (place in Row 2, Column 1).
- Add the total number of girls and boys enrolled to determine total enrollment, (place in Row 3, Column 1).
- Calculate the percentage of total enrollment that is female. (Divide Row 1, Column 1 by row 3, Column 1 and place in Row 1, Column 2.) Calculate the percentage of total enrollment that is male. (Divide Row 2, Column 1 by Row 3, Column 1 and place in Row 2, Column 2.) Note: Row 1, Column 2 plus Row 2, Column 2 should total 100%.
- Ask the head coaches to review the most updated eligibility or squad lists for their teams. Ask coaches to confirm the names of those individuals who are on the team as of the first **date of competition**, and cross out the names of those who were cut from the team or quit the team prior to the first competitive event. Determine the total number of interscholastic athletics participants that are girls, (and place in Row 1, Column 3). In order to determine the total number of athletics participants, an individual should be counted each time he or she participates on a team. For example, if Jane Doe competes on the varsity volleyball team, the junior varsity volleyball team, the junior varsity basketball team, and the varsity softball team, she should be counted as four participants (**do not include club or intramural sports participants, cheerleaders, dance teams, or pom squads**). Calculate the same way for boys and girls. * In addition, should 8th grade students and below play on a Freshman, Junior Varsity, or Varsity team, they should also be counted for each team and sport on which they participate. If applicable, please asterisk the above notation as to how many 8th grade students & below are included in the totals. Using the same procedure, determine the total number of interscholastic athletic participants that are boys, (and place in Row 2, Column 3). Add Row 1, Column 3 plus Row 2, Column 3 to get total participants and place in Row 3, Column 3.
- Calculate the percentage of female participation. (Row 1, Column 3 divided by Row 3, Column 3 and place in Row 1, Column 4.) Calculate the percentage of male participation. (Row 2, Column 3 divided by Row 3, Column 3 and place in Row 2, Column 4.) Note: Row 1, Column 4 plus Row 2, Column 4 should total 100%.

Note: While being within three percent is not a formal compliance standard; if the percent listed in Row 1, Column 4 is within 3% of Row 1, Column 2, then it provides a good target within which compliance is likely.

Principal's Signature: Cashdollar Date: April 13, 2006

2005-2006
ACCOMMODATION OF INTERESTS AND ABILITIES
SUMMARY PROGRAM CHART 2

KHSAA
 Form T2
 Rev. 9/05

Participation Opportunities Test Two

			Column 1	Column 2	Column 3	Column 4	Column 5
Program			Number of Teams Currently Offered	Number of Participants	Number of Teams Added Since the beginning of the 2001-2002 School Year	Number of Participants Added Since the beginning of the 2001-2002 School Year	Percent of Total Participation By Sex Added Since the beginning of the 2001-2002 School Year
GIRLS	Row 1	varsity:	6	77	1	21	
	Row 2	j.v.:	3	45	1	17	
	Row 3	frosh:	1	10	1	10	
	Row 4	total:	10	132	3	48	36.4%
BOYS	Row 5	varsity:	6	105	0	0	
	Row 6	j.v.:	3	37	1	14	
	Row 7	frosh:	2	18	0	0	
	Row 8	total:	11	160	1	14	8.8%

- 1) For Column 1, list the number of interscholastic teams offered for girls and boys at each competitive level (varsity, junior varsity, and freshman). For girls, total each of the entries in Rows 1, 2, and 3 into Row 4. For boys, total Rows 5, 6, and 7 into Row 8.
- 2) For Column 2, list the number of participants at each level. For girls, total each of the entries in Rows 1, 2, and 3 into Row 4. For boys, total Rows 5, 6, and 7 into Row 8. **Note:** The totals in Row 4 for girls and in Row 8 for boys must be the same as the totals in Form T-1, Column 3, Rows 1 and 2 respectively.
- 3) For Column 3, list the number of interscholastic teams that have been added in the last five years at each competitive level. Count each team added during the 5 year period only one time. e.g. Girl's junior varsity soccer was added 3 years ago, count the team only once, not 3 times. For girls, total the entries in Rows 1, 2, and 3 into Row 4. For boys, total Rows 5, 6, and 7 into Row 8.
- 4) For Column 4, list the number of participants that are currently on each level of the teams that were added in the last five years. If a team was added previously but no longer exists, there are no current participants to be added for that team. For girls, total the entries in Rows 1, 2, and 3 into Row 4. For boys, total Rows 5, 6, and 7 into Row 8.
- 5) For Column 5, calculate the percentage of participants that have been added in the last five years. For girls, take the number in Column 4, Row 4 and divide by the number in Column 2, Row 4. For boys, take the number in Column 4, Row 8 and divide it by the number in Column 2, Row 8.

Note: If the percentage of current participants added in the last five years is 25% or greater, compliance with test two may be possible. If less than 25% then compliance with test three should be analyzed. **CAUTION:** 25% is not a formal compliance standard.

Principal's Signature: _____

Carolyn Skular

Date: _____

April 13, 2006

2005-2006
ACCOMMODATION OF INTERESTS AND ABILITIES
SUMMARY PROGRAM CHART 3

KHSAA
 Form T3
 Rev. 9/05

Participation Opportunities Test Three

FOR ANY QUESTION ANSWERED "YES" IDENTIFY THE RESPECTIVE SPORT(S).

	GIRLS (Yes / No)		BOYS (Yes / No)
1. For a sport not currently played at the interscholastic level (varsity, junior varsity, or freshman) in your school, is there an intramural team offered for that sport?	No		No
2. For a sport <u>not</u> currently offered in your interscholastic athletics program, is there sufficient interest to form a viable interscholastic team based on participation on an intramural team or community recreation teams?	No		No
3. For a sport <u>not</u> currently offered, is there sufficient interest, based on your most recent Student Interest Survey, to form a viable interscholastic team based on student responses from the interscholastic survey? If yes, what sport?	Yes/Volley- ball <i>BS</i>		Y/Wrestling <i>AB</i>
4. For a sport currently offered at the varsity level only, is there sufficient interest, based on your most recent Student Interest Survey, to form a viable team for a junior varsity or freshman team that is not currently offered?	No		No
5. For a sport currently offered at the junior varsity or freshman level is there sufficient interest, based on your most recent Student Interest Survey, to form a varsity team not currently offered?	No		No
6. If you answered YES to question (1), (2), (3), (4), or (5), are there enough high schools in your geographic area offering the sport (at the appropriate level) to allow for the development of a reasonable schedule of competition?	Yes		Yes

Principal's Signature: *Cashin Shuler* Date: *April 13, 2006*

2005-2006
ACCOMODATION OF INTERESTS AND ABILITIES
SUMMARY PROGRAM CHART 4

Levels of Competition Test One

		Column 1	Column 2	Column 3
Girls	Team Levels	Number of Teams Currently Offered	Number of Participants	Percentage of Participants at Each Level
Row 1	varsity:	6	77	58.3%
Row 2	j.v.:	3	45	34.1%
Row 3	frosh:	1	10	7.6%
Row 4	total:		132	100%
Boys				
Row 5	varsity:	6	105	65.5%
Row 6	j.v.:	3	37	23.2%
Row 7	frosh:	2	18	11.3%
Row 8	total:		160	100%

- Column 1, list the number of interscholastic teams offered for girls and boys at each competitive level; varsity, junior varsity, and freshman. (Refer to Form T-2, Accommodation of Interests and Abilities, Summary Program Chart 2, Column 1.)
- For Column 2, list the number of participants at each level. For girls, total the entries in Rows 1, 2, and 3 into Row 4. For boys, total the entries in Rows 5, 6, and 7 into Row 8. (Refer to Form T-2, Accommodation of Interests and Abilities, Summary Program Chart 2, Column 2.)
- For Column 3, calculate the percentage of female and male participants at each level.
For girls' varsity, junior varsity, and frosh, respectively:
 - Divide Column 2, Row 1 by Column 2, Row 4, and place the percentage in Column 3, Row 1.
 - Divide Column 2, Row 2 by Column 2, Row 4, and place the percentage in Column 3, Row 2.
 - Divide Column 2, Row 3 by Column 2, Row 4, and place the percentage in Column 3, Row 3.
 -
 For boys' varsity, junior varsity, and frosh, respectively:
 - Divide Column 2, Row 5 by Column 2, Row 8, and place the percentage in Column 3, Row 5.
 - Divide Column 2, Row 6 by Column 2, Row 8, and place the percentage in Column 3, Row 6.
 - Divide Column 2, Row 7 by Column 2, Row 8, and place the percentage in Column 3, Row 7.

Principal's Signature: Cathy Shear **Date:** April 13, 2006

**2005-2006
ACTUAL EXPENDITURES - PROGRAM COMPARISON CHART I
TO INCLUDE BOOSTER CLUB FUNDING**

	equipment and supplies		travel		awards		coaches' salaries (to include supplemental and extended employment; dollar amount needed)		facilities improvements		publications (if sport-specific)	
	Expenditures		Expenditures		Expenditures		Expenditures		Expenditures		Expenditures	
	School	Booster	School	Booster	School	Booster	School	Booster	School	Booster	School	Booster
G basketball	\$2400	\$2800	\$5400	0	\$500	\$300	\$9000	0	0	0	0	0
B basketball	\$300	\$2800	\$5800	0	\$500	\$100	\$9000	0	0	0	0	0
G softball	\$900	\$200	\$5400	0	0	\$200	\$4000	0	0	0	0	0
B baseball	\$1600	\$4000	\$5700	0	\$200	\$200	\$4000	0	0	\$200	0	0
G cross country	\$400	0	\$1500	0	\$100	0	\$500	0	0	0	0	0
B cross country	\$400	0	\$1500	0	\$100	0	\$500	0	0	0	0	0
G golf	0	0	0	0	0	0	0	0	0	0	0	0
B golf	0	0	0	0	0	0	0	0	0	0	0	0
G soccer	\$800	\$200	\$3000	0	0	\$400	\$3500	0	0	0	0	0
B soccer	NA											
G swimming	NA											
B swimming	NA											

1. Total expenditures on T-35 and T-36 on the 2005-2006 year report due by April 15, 2006, should reflect the total monies spent (rounded off to nearest hundred) for the entire school year of 2004-2005 ending June 30, 2005.
 2. Booster Club Funding/Contributions must be included in the expenditures total.

Principal's Signature: Cheryl Shuler Date: April 13, 2006
 Copyright 1999, Good Sports, Inc., Title IX and Gender Equity Specialists. All rights reserved.

**2005-2006
ACTUAL EXPENDITURES - PROGRAM COMPARISON CHART 2
TO INCLUDE BOOSTER CLUB FUNDING**

	equipment and supplies		travel		awards		coaches' salaries (to include supplemental and extended employment; dollar amount needed)		facilities improvements		publications (if sport-specific)	
	Expenditures		Expenditures		Expenditures		Expenditures		Expenditures		Expenditures	
	School	Booster	School	Booster	School	Booster	School	Booster	School	Booster	School	Booster
G track	\$400	0	\$1200	0	\$100	0	\$1200	0	0	0	0	0
B track	\$400	0	\$1200	0	\$100	0	\$1200	0	0	0	0	0
G tennis	\$100	0	\$1300	0	0	0	\$500	0	0	0	0	0
B tennis	\$100	0	\$1300	0	0	0	\$500	0	0	0	0	0
G volleyball	NA											
B wrestling	NA											
G (list sport)	NA											
B football	\$9300	\$1600	\$1800	0	0	\$400	\$11,500	0	0	0	0	0
G (list sport)	NA											
B (list sport)	NA											

1. Total expenditures on T-35 and T-36 on the 2005-2006 year report due by April 15, 2006, should reflect the total monies spent (rounded off to nearest hundred) for the entire school year of 2004-2005 ending June 30, 2005.

2. Booster Club Funding/Contributions must be included in the expenditures total. 1 2 3

Indicate percentage of total expenditures for each gender:

Gender	Expenditures	Percentage
Boys	\$66,300	58.9%
Girls	\$46,300	41.1%
Total	\$112,600	100%

Handwritten: 54% participation %
45% participation %
OK

Principal's Signature: *[Signature]* Date: April 13, 2006

2005-2006
TITLE IX

CORRECTIVE ACTION PLAN

SCHOOL NAME

Webster County High School

DIRECTIONS:

- For Column 1, indicate the intended area which needs corrective action in order to achieve gender equity. For Column 2, write the suggested change or activities that will correct the area in need of alteration. For Column 3, include the estimated completion date for the changes or activities.
- It is possible to attain compliance with Title IX and no longer need "corrective" action. However, the KHSAA strongly encourages compliant schools to identify items for improvement (Column 1), activities to accomplish the improvement (Column 2) and a timetable for completion (Column 3) that will strengthen the athletic program.

COLUMN 1	COLUMN 2	COLUMN 3
ITEM FOR CORRECTION/ IMPROVEMENT	SUGGESTED CHANGE/ ACTIVITIES	TIME TABLE FOR CORRECTIVE ACTION/ COMPLETION
Increase the opportunities for female athletes to participate in athletics.	Determine the interest in volleyball by starting a volleyball club.	Please see attachment #1
Establish a soccer facility on the high school campus.	Move the girl's soccer team home matches to the WCHS campus	Please see attachment #2
Need for renovation of locker rooms at the high school gymnasium.	The school is in desperate need of locker room renovation. This is included in the school district's LPC plan.	The LPC calls for the renovation of the high school locker rooms by the Spring of 2006. This plan has not been carried out do to the school sustaining tornado damage in Fall, 2005.
Adopt a policy regarding a uniform replacement schedule for all teams that participate in athletics.	Create a plan and distribute to all coaches and submit to KHSAA.	Please see attachment #3
Establish a written policy regarding the necessary credentials and accomplishments for an athlete or team to be honored within the school.	Create a policy and distribute that policy to all of the coaches and submit the policy to KHSAA.	Please see attachment #4
Establish a boys' wrestling program.	As a result of the student survey the school would like to add a boys' wrestling program to its athletic offerings.	Please see attachment #5

3. You may copy this form as needed. Please attach corrective action plans along with audit forms and submit by April 15, 2006.

Principal's Signature: *Carolyn Shuler*

Date: April 13, 2006

ATTACHMENTS
2005-2006
TITLE IX
CORRECTIVE ACTION PLAN
TIME TABLE FOR CORRECTIVE ACTION/COMPLETION

Attachment #1

A club was formed; however, no records of meetings, number of participants, etc were kept. Because we have no records that reflect the lack of interest, we will once again try to form a volleyball club to determine the actual amount of interest in adding volleyball to the sports programs. First meetings will occur in the spring of 2004.

Sign ups for girls' volleyball were held in January. Fifty-two high school students in grades 9-11 signed up indicating they are interested in playing high school volleyball.

In March, a meeting was held with girls interested in participating in volleyball.

✓ Seventeen girls showed up for this meeting. The athletic director has also contacted companies about the cost of equipment and uniforms, has run an analysis on transportation cost and has had a cost estimate for preparing the gym for volleyball completed. In February, the AD presented information to the board of education providing statistics on interest and the costs for implementing the program. The AD also contacted 15 schools to determine if they could add Webster County HS to their 2005-2006 schedules. Only seven schools responded; however, only three of those can schedule a 2005-2006 match. The WCHS SBDM Council has decided not to offer the program in 2005-2006.

The 2005-2006 student survey continues to show a significant level of interest in the sport.

Attachment #2

The girls' soccer team played their home matches in the Fall, 2005 in Trojan Stadium, which is the football stadium located on the WCHS campus.

The ground work on the soccer field was completed in the Fall, 2005. Grass was sewn and is flourishing. The newly established field has received extensive damage from the locally heavy deer population. The field will have to be reworked. Before undertaking this work a fence will be installed around the outer perimeter of the complex to deter the deer from further damaging the field. In 2006, it is a possibility that the soccer matches will have to return to Trojan Stadium. The lights are scheduled to be in place by the 2007 soccer season.

Attachment #3

A uniform replacement schedule through the 2010-2011 school year was created in September, 2005. The plan was distributed to all of the coaches and posted on the athletics bulletin board located in the main hall of the high school. The replacement schedule may also be viewed in the athletic director's office as it is posted there. The plan has been submitted to KHSAA and has been placed in the Webster County file. It will be used as a model for other schools to follow.

Attachment #4

A written policy regarding the necessary credentials and accomplishments for an athlete or team to be honored with banners, awards or recognition within the school was completed in January, 2006. The policy has been approved by the WCHS SBDM Council and has been implemented. A copy of the policy was also submitted to KHSAA and is part of the Webster County file.

Attachment #5

Boys' wrestling will be added after the school has added a girls' volleyball program. The addition of volleyball will satisfy Title IX requirements, and the addition of both programs will correlate with interest presented in the student survey. Additions of these groups may be made for the 2007-2008 school year or when funding is available.



2005-2006 INTERSCHOLASTIC
ATHLETICS SURVEY
Summary of Student Responses

KHSAA
Form T63
Rev. 9/05

School Name: Webster County High School

School Enrollment: 572(SHOULD AGREE WITH FORM T-1)

Date: March 31, 2006

Completed By: David Rupsch

Instructions:

1. Summarize the Student Athletics Interest Surveys Form T-61 by listing the total number of responses on the line next to each sport.
2. Under the Other Category please provide a listing of the sports as well as the number of students who are interested in participating.
3. Please sign and date this Summary Form (T-63) and mail this Summary Form only to the KHSAA by April 15, 2006. Do not mail the student surveys (Form T-61). However, these Forms should be maintained in your files in the event they are requested subsequently.

560 Number of Surveys
463 Total Returned (*A minimum of 80% return is expected*)
8-11 Grades Surveyed (*Should be grades 9-11 and 8th grade if school has a feeder system*)

How Was The Survey Administered? Home rooms
(e.g. was it given in all English classes, or all home rooms, or advisee/advisor?)

KHSAA Sanctioned Fall Sports (*List Total Number of Participation Responses*)

10 Cross Country (Girls)
17 Cross Country (Boys)
106 Football (Boys)
10 Golf (Girls)
16 Golf (Boys)
43 Soccer (Girls)
25 Soccer (Boys)
132 Volleyball (Girls)

Winter Sport (*List Total Number of Participation Responses*)

<u>71</u>	Basketball (Girls)
<u>73</u>	Basketball (Boys)
<u>24</u>	Indoor Track (Girls)
<u>24</u>	Indoor Track (Boys)
<u>61</u>	Swimming & Diving (Girls)
<u>20</u>	Swimming & Diving (Boys)
<u>45</u>	Wrestling (Boys)

Spring Sport (*List Total Number of Participation Responses*)

<u>50</u>	Baseball (Boys)
<u>53</u>	Fast Pitch Softball (Girls)
<u>33</u>	Slow Pitch Softball (Girls)
<u>30</u>	Tennis (Girls)
<u>22</u>	Tennis (Boys)
<u>30</u>	Track (Girls)
<u>42</u>	Track (Boys)

Non-KHSAA Sanctioned Sports (*From Student Survey T-61 Question 10*)

<u>115</u>	Archery
<u>24</u>	Field Hockey
<u>117</u>	Bowling
<u>5</u>	Boys' Gymnastics
<u>81</u>	Girls' Gymnastics
<u>52</u>	Ice Hockey
<u>23</u>	Boys' Lacrosse
<u>21</u>	Girls' Lacrosse
<u>101</u>	Rifle
<u>59</u>	Rodeo
<u>34</u>	Boys' Volleyball
<u>21</u>	Water Polo
<u>57</u>	Weightlifting

Number of Students who participate in Intramural Sports

(*From Student Survey T-61 Question 5*)

<u>Sport</u>	<u>Number</u>
0- Webster County HS does not have an intramural program.	

List Intramural Sports students are interested in adding:

(From Student Survey T-61 Question 6)

<u>Sport</u>	<u>Number</u>
NA	

Participation in Non-School Sports Activities

(From Student Survey T-61 Question 7)

<u>Sport</u>	<u>Number</u>
Basketball	27
Hunting	9
Softball	8
Racing	8
Soccer	8
Baseball	7


Reasons for not participating in interscholastic athletics

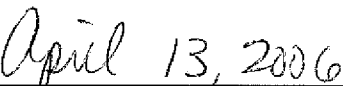
(From Survey Question 8)

<u>29</u>	I prefer other activities such as band, chorus, etc.
<u>77</u>	I don't have time
<u>20</u>	The practice schedules and game times are inconvenient
<u>53</u>	The sport I like isn't offered
<u>11</u>	It's too expensive
<u>10</u>	I prefer to participate in club or intramural sports
<u>37</u>	Working
<u>50</u>	Other:

Student Suggestions to encourage participation

An increased variety of sports; more pep rally's; advertised tryouts; transportation; lower student costs; and improved facilities.


Principal's Signature


Date